

DATASHEET ALTERNATOR

Alternator ref. KH00350T
Alternator type KH00350TO4N



-GENERAL CHARACTERISTICS-

Voltage Type (V) 400/230 Altitude (m) 0-1000
Number of Phase Three phase AVR Regulation Yes
Number of pole 4 Indication of protection IP23

Capacity for maintaining short circuit at 3 In for 10 s Yes
Winding type Standard

Efficiency & Power

Frequency (Hz) 50 Hz Nominal voltage (V) 400

	Class H				Class F	Class B
	125°C/ 40°C continuous	130°C/ 25°C standby	150°C/ 40°C standby	163°C/ 27°C standby	105°C/ 40°C continuous	80°C/ 40°C continuous
Nominal Rating(Kva)	11		11.4	11.8	10	8.8
Nominal Rating(KW)	8.8		9.1	9.4	8	7
Efficiency 100%	85.9		85.8	85.6	86.3	86.3

-ELECTRICAL CHARACTERISTICS-

Voltage regulation at established rating (+/- %) 1
Insulation class H
T° class (H/125°), continuous 40°C H / 125°K
T° class (H/163°C), standby 27°C H / 163°K
Wave form : NEMA=TIF <45
Unbalanced load acceptance ratio (%) 100
Number of wires 12
Total Harmonic Distortion in no-load DHT (%) 26
Wave form : CEI=FHT <2
Total Harmonic Distortion, on linear load DHT (%) 23
Technology Brushless
L-L Harmonic Maximum - Single (%) <3
Deviation Factor (%) 6
Shaft Current <80
Main Stator Capacitance to ground (mfd)

Reactances

Direct axis synchro reactance unsaturated (Xd) (%) 220.4
Direct axis transient reactance saturated (X'd) (%) 18.7
Direct axis subtransient reactance saturated (X''d) (%) 13.3
Quadra axis synchro reactance unsaturated (Xq) (%) 70.5
Quadra axis subtransient reactance saturated (X''q) (%) 69.6
Zero sequence reactance unsaturated (Xo) (%) 6.15
Negative sequence reactance saturated (X2) (%) 16

Short circuit ratio

Short circuit ratio (Kcc) 0.9

DATASHEET ALTERNATOR

Alternator ref. KH00350T
Alternator type KH00350TO4N

KOHLER[®]

Subtranscient time constant (T''d) (ms)	13
Short circuit transcient time constant (T'd) (ms)	36
Open circuit time constant (T'do) (ms)	790
Subtranscient time constant (T''q) (ms)	8
Leakage stator reactance (Xa)(%)	6.6
Stator Resistance (Ra)(%)	0.046
Armature time constant (Ta) (ms)	46
No load excitation current (io) (A)	0.34
Full load excitation current (ic) (A)	1.46
Full load excitation voltage (uc) (V)	22.9
Heat rejection (W)	1444
No load losses (W)	359
Stator resistance (for 20°C ambient) (Ω)	0.457
Rotor resistance (for 20°C ambient) (Ω)	8.539
Exciter resistance - stator/inductor (for 20° ambient) (Ω)	15.71
Exciter resistance - rotor/armature (for 20° ambient) (Ω)	1.453
Recovery time (Delta U = 20% transcient) (ms)	200
Engine start (Delta U = 20% perm. or 30% trans.) (kVA)	29.5
Transcient dip (4/4 load) - PF : 0,8 AR (%)	14.07

Additional electrical characteristics-

Winding X1, X2 auxiliary resistance (for 20° ambient) (Ω)	3.8
Auxiliary winding X1, X2 excitation voltage at no load (V)	176
Auxiliary winding X1, X2 excitation voltage on load (V)	180
Winding Z1, Z2 auxiliary resistance (for 20° ambient) (Ω)	
Auxiliary winding Z1, Z2 excitation voltage at no load (V)	

-MECHANICAL CHARACTERISTICS-

Number of bearing	1
Overspeed (rpm)	2250
Coupling	Direct

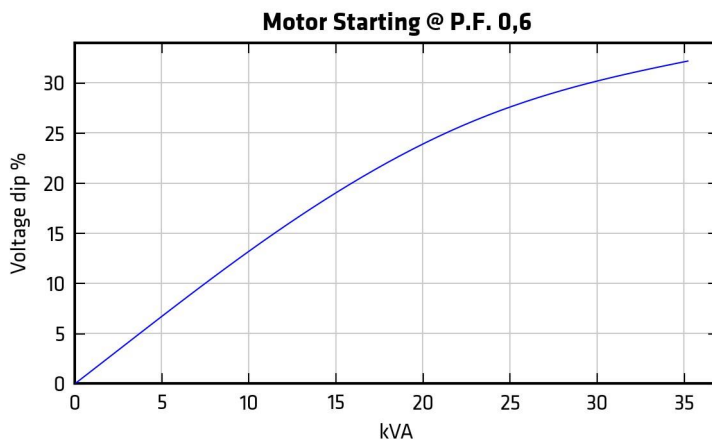
DATASHEET ALTERNATOR

Alternator ref. KH00350T
Alternator type KH00350TO4N

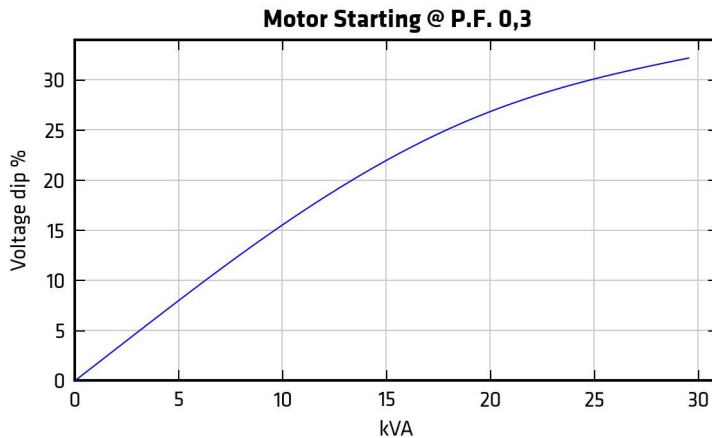


-TECHNICAL CURVES-

Motor starting curve locked rotor (0,6PF)



Motor starting curve locked rotor (0,3PF)

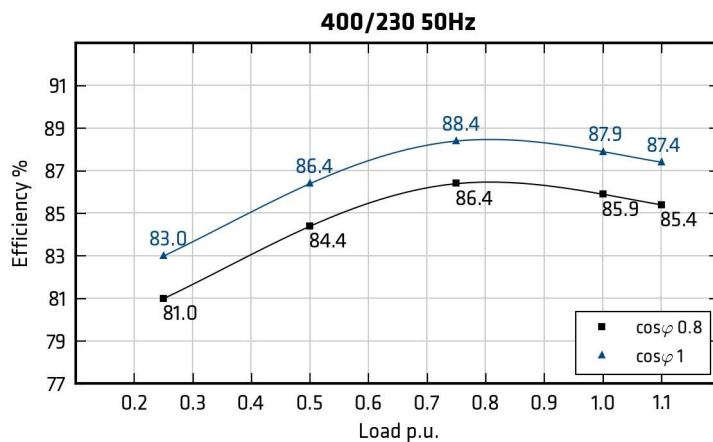


DATASHEET ALTERNATOR

Alternator ref. KH00350T
Alternator type KH00350TO4N



Efficiencies curve (by excitation system)



Loading curve (by excitation system)



DATASHEET ALTERNATOR

Alternator ref. KH00350T
Alternator type KH00350TO4N

KOHLER[®]

Short circuit curve at no load and rated speed

Influence due to connection

Curves shown are for star (Y) connection

For other connections, use the following multiplication factors :

- Series to Parallel star : current value x 2
- Series to Series delta : current value x 1.72
- Series star to Parallel delta : current value x 3.44

Influence due to short-circuit

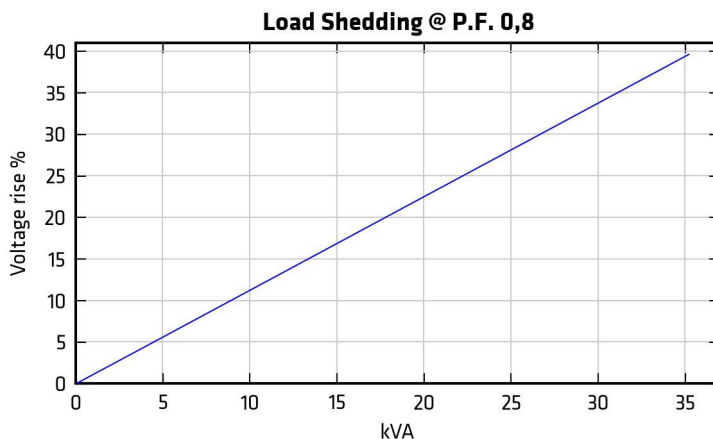
The indicated coefficient have to be used to correct the three phase short circuit curves values as a function of the type of short circuit voltage.

DATASHEET ALTERNATOR

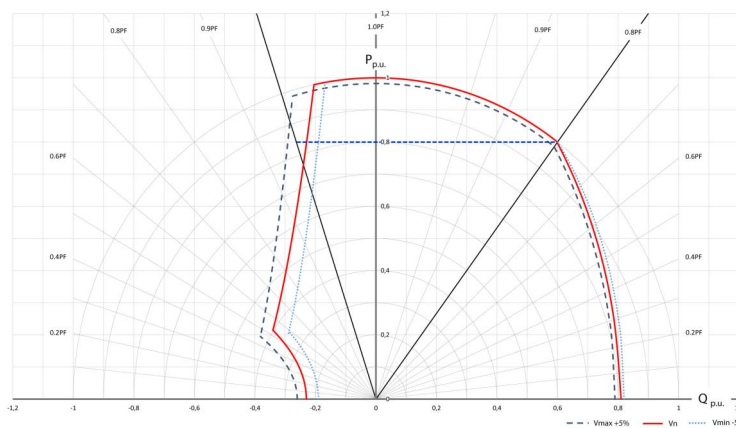
Alternator ref. KH00350T
Alternator type KH00350TO4N



Rejection curve (by excitation system)



Capability curve (PQ diagram)



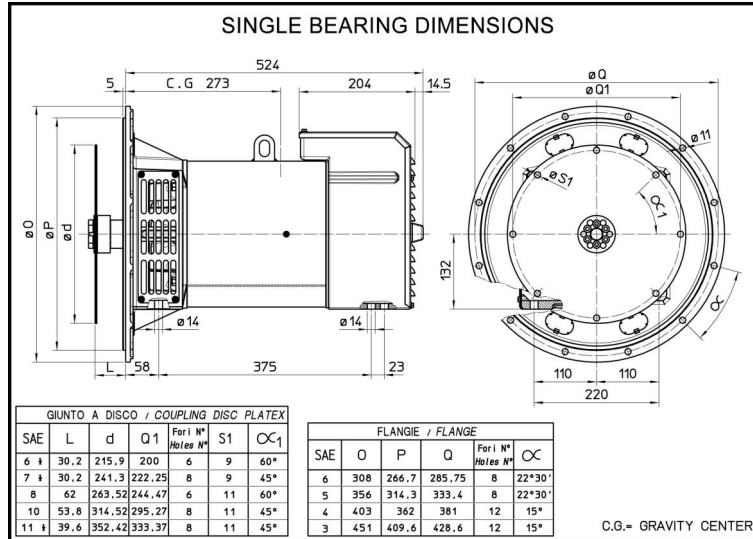
DATASHEET ALTERNATOR

Alternator ref. KH00350T
 Alternator type KH00350TO4N



DIMENSIONS-

Overall dimension drawing (Single bearing)



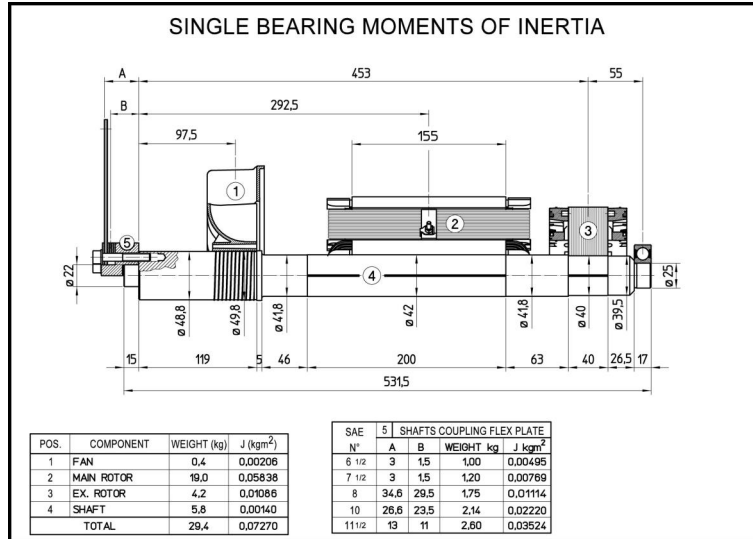
DATASHEET ALTERNATOR

Alternator ref. KH00350T
 Alternator type KH00350TO4N



-TORSIONAL ANALYSIS DATA-

Rotation part drawing for torsional vibration calculation (Single bearing)



DATASHEET ALTERNATOR

Alternator ref. KH00350T
 Alternator type KH00350TO4N



Rotation part drawing for torsional vibration calculation (Two bearings)

