

DATASHEET ALTERNATOR

Alternator ref. KH02101T
 Alternator type KH02101TN4N



-GENERAL CHARACTERISTICS-

Voltage Type (V)	400/230	Altitude (m)	0-1000
Number of Phase	Three phase	AVR Regulation	Yes
Number of pole	4	Indication of protection	IP23

Capacity for maintaining short circuit at 3 In for 10 s	No
Winding type	Standard

Efficiency & Power

Frequency (Hz)	50 Hz	Nominal voltage (V)	400
----------------	-------	---------------------	-----

	Class H				Class F	Class B
	125°C/ 40°C continuous	130°C/ 25°C standby	150°C/ 40°C standby	163°C/ 27°C standby	105°C/ 40°C continuous	80°C/ 40°C continuous
Nominal Rating(Kva)	365	365	387	400	332	292
Nominal Rating(KW)	292	292	309.6	320	265.6	233.6
Efficiency 100%	93.8	93.8	93.7	93.6	94	94.3

-ELECTRICAL CHARACTERISTICS-

Voltage regulation at established rating (+/- %)	0.5
Insulation class	H
T° class (H/125°), continuous 40°C	H / 125°K
T° class (H/163°C), standby 27°C	H / 163°K
Wave form : NEMA=TIF	<50
Unbalanced load acceptance ratio (%)	100
Number of wires	12
Total Harmonic Distortion in no-load DHT (%)	<2.5
Wave form : CEI=FHT	<2
Total Harmonic Distortion, on linear load DHT (%)	<2.5
Technology	Without collar or brush
L-L Harmonic Maximum - Single (%)	18
Deviation Factor (%)	3
Shaft Current	
Main Stator Capacitance to ground (mfd)	

Reactances

Direct axis synchro reactance unsaturated (Xd) (%)	355
Direct axis transient reactance saturated (X'd) (%)	13.2
Direct axis subtransient reactance saturated (X''d) (%)	10.5
Quadra axis synchro reactance unsaturated (Xq) (%)	181
Quadra axis subtransient reactance saturated (X''q) (%)	14.1
Zero sequence reactance unsaturated (Xo) (%)	0.5
Negative sequence reactance saturated (X2) (%)	12.37

Short circuit ratio

Short circuit ratio (Kcc)	0.388
Subtransient time constant (T''d) (ms)	10

3.351411E+10-A

The generator set manufacturer reserves the right to change the design or specifications without notice and without any obligation or liability whatsoever

DATASHEET ALTERNATOR

Alternator ref. KH02101T
Alternator type KH02101TN4N

KOHLER[®]

Short circuit transient time constant (T'd) (ms)	100
Open circuit time constant (T'do) (ms)	2686
Subtransient time constant (T''q) (ms)	10
Leakage stator reactance (Xa)(%)	0.66
Stator Resistance (Ra)(%)	0.019
Armature time constant (Ta) (ms)	15
No load excitation current (io) (A)	0.81
Full load excitation current (ic) (A)	3.27
Full load excitation voltage (uc) (V)	47.3
Heat rejection (W)	19050.98
No load losses (W)	4767.66
Stator resistance (for 20°C ambient) (Ω)	0.0087
Rotor resistance (for 20°C ambient) (Ω)	0.37335
Exciter resistance - stator/inductor (for 20° ambient) (Ω)	15.539
Exciter resistance - rotor/armature (for 20° ambient) (Ω)	0.035
Recovery time (Delta U = 20% transient) (ms)	500
Engine start (Delta U = 20% perm. or 30% trans.) (kVA)	786.96
Transient dip (4/4 load) - PF : 0,8 AR (%)	14

Additional electrical characteristics-

Winding X1, X2 auxiliary resistance (for 20° ambient) (Ω)	0
Auxiliary winding X1, X2 excitation voltage at no load (V)	0
Auxiliary winding X1, X2 excitation voltage on load (V)	
Winding Z1, Z2 auxiliary resistance (for 20° ambient) (Ω)	0
Auxiliary winding Z1, Z2 excitation voltage at no load (V)	0
Auxiliary winding Z1, Z2 excitation voltage on load (V)	

-MECHANICAL CHARACTERISTICS-

Number of bearing	1
Overspeed (rpm)	2250
Coupling	Direct

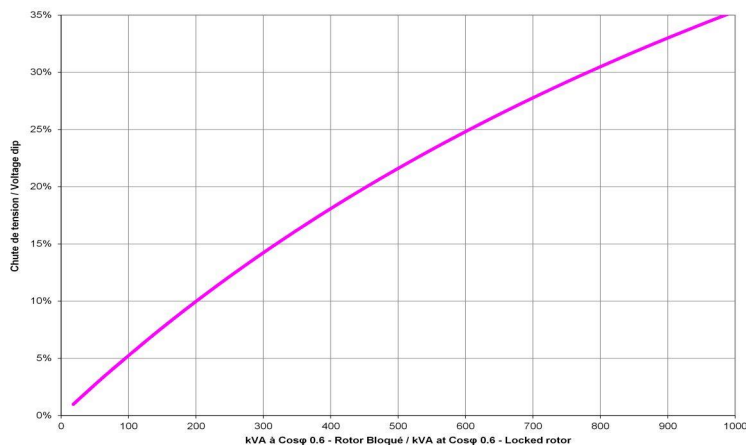
DATASHEET ALTERNATOR

Alternator ref. KH02101T
Alternator type KH02101TN4N

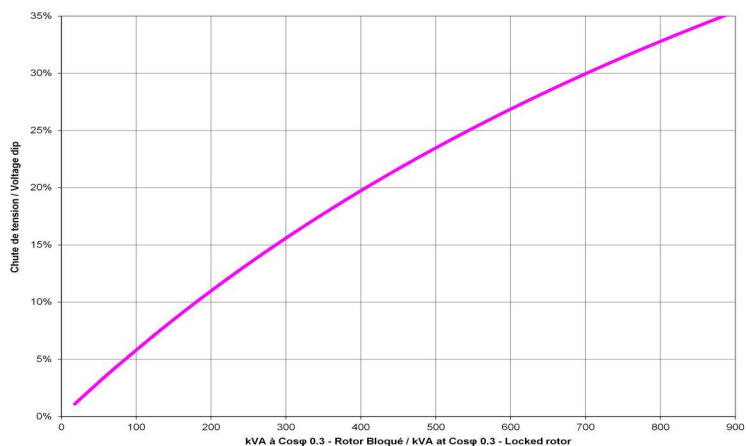


-TECHNICAL CURVES-

Motor starting curve locked rotor (0,6PF)



Motor starting curve locked rotor (0,3PF)

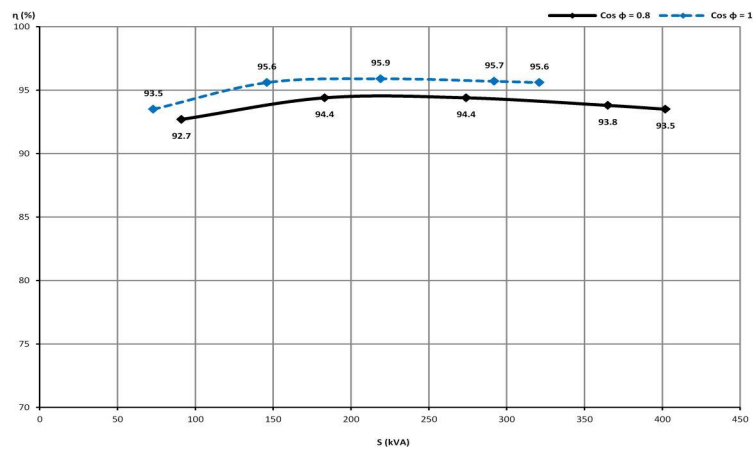


DATASHEET ALTERNATOR

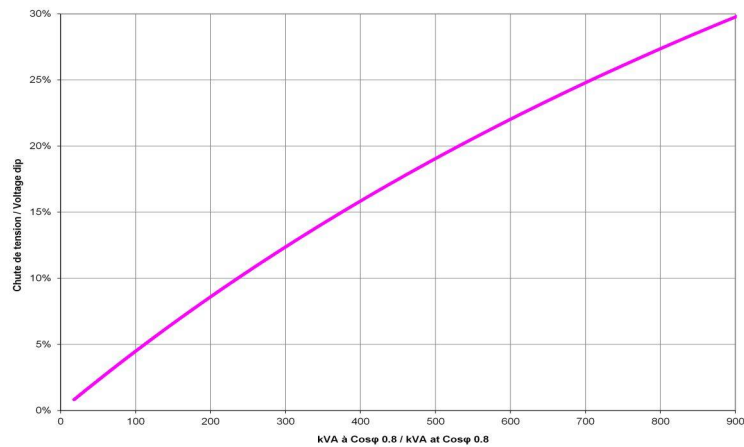
Alternator ref. KH02101T
Alternator type KH02101TN4N



Efficiencies curve (by excitation system)



Loading curve (by excitation system)



DATASHEET ALTERNATOR

Alternator ref. KH02101T
Alternator type KH02101TN4N

KOHLER[®]

Short circuit curve at no load and rated speed

Influence due to connection

Curves shown are for star (Y) connection

For other connections, use the following multiplication factors :

- Series delta : current value x 1.732
- Parallel star : current value x 2

Influence due to short-circuit

Curves are based on a three-phase short-circuit. For the other types of short-circuit, use the following multiplication factors :

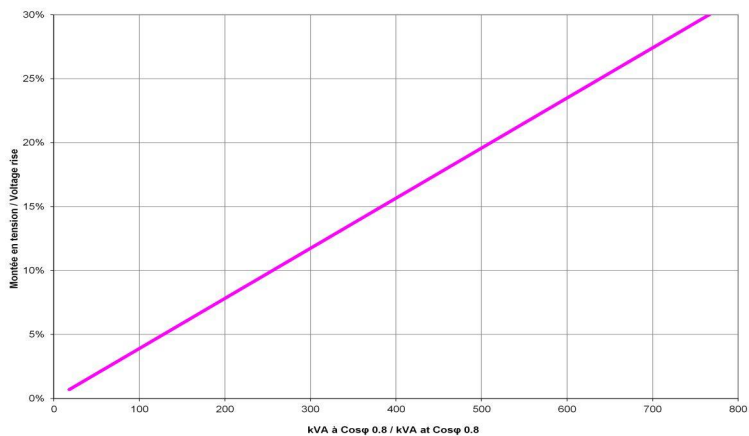
(*) Capacity for maintaining short circuit at $3 I_n$ for 10 s = YES

DATASHEET ALTERNATOR

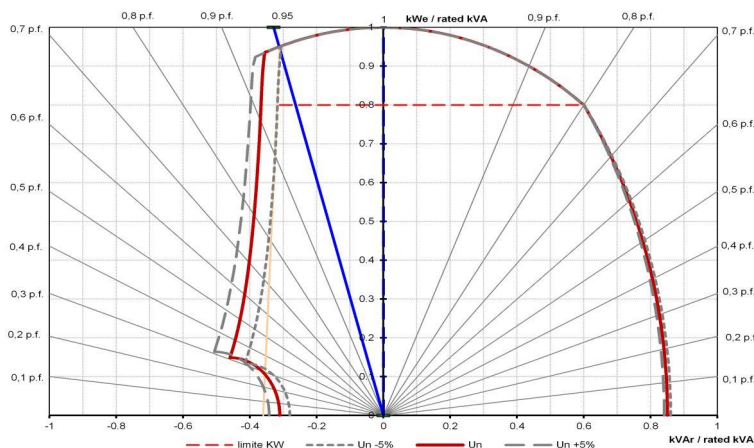
Alternator ref. KH02101T
Alternator type KH02101TN4N



Rejection curve (by excitation system)



Capability curve (PQ diagram)



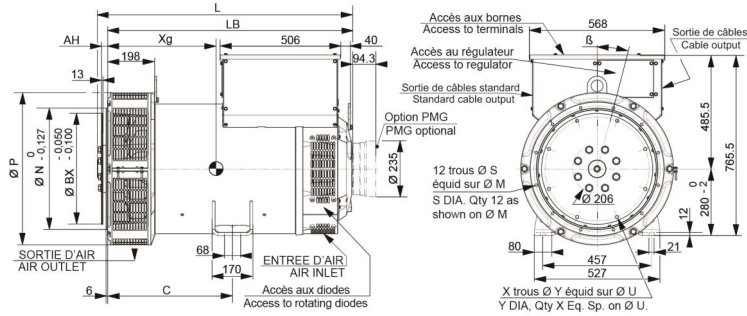
DATASHEET ALTERNATOR

Alternator ref. KH02101T
 Alternator type KH02101TN4N



DIMENSIONS-

Overall dimension drawing (Single bearing)



Dimensions (mm)						Accouplement / Coupling				
Type	L sans/without PMG	LB	Xg	C	Masse/Weight (kg)	Disque / Flex plate	11	1/2	14	18
ALT -KH01100	944**/935	892	408	429	569	Bride/Flange S.A.E 3	X			
ALT -KH01220	944**/935	892	414	429	599	Bride/Flange S.A.E 2	X			
ALT -KH01420	944**/935	892	423	429	674	Bride/Flange S.A.E 1	X	X		
ALT -KH01421	944**/935	892	423	429	682	Bride/Flange S.A.E 1/2			X	
ALT -KH01640	989**/980	937	445	429	754	Bride/Flange S.A.E 0			X	X
ALT -KH01641	989**/980	937	445	429	754					
ALT -KH02100*	1084**/1075	1032	493	525	888					
ALT -KH02101*	1084**/1075	1032	493	525	888					

Bride / Flange (mm)						Disque / Flex plate (mm)					
S.A.E.	P	N	M	S	β°	S.A.E.	BX	U	X	Y	AH
3	600**/641	409.575	428.625	11	15°	11 1/2	352.42	333.38	8	11	39.6
2	600**/641	447.675	466.725	11	15°	14	466.72	438.15	8	14	25.4
1	600**/641	511.175	530.225	12	15°	18****	571.5	542.92	6	17	15.7
1/2	713	584.2	619.125	14	15°						
0	713	647.7	679.45	14	11° 15'						

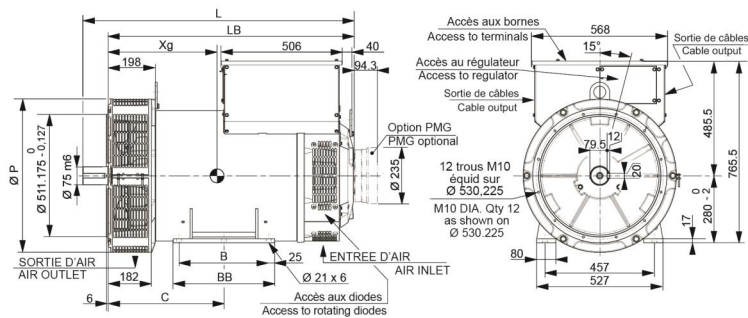
* Hauteur d'axe = 355 mm disponible en option ** Dimensions avec SAE 11.5 *** Dimension spécifique LSA 463 S2/S3/S4 **** Option
 * Shaft height = 355 mm optional ** Dimensions with SAE 11.5 *** Specific dimension LSA 463 S2/S3/S4 **** Optional

DATASHEET ALTERNATOR

Alternator ref. KH02101T
 Alternator type KH02101TN4N



Overall dimension drawing (Two bearings)



Dimensions (mm)								
Type	L sans/without PMG	LB	C	BB	B	P	Xg	Masse/Weight (kg)
ALT -KH01100	997	892	389	368	318	600	413	569
ALT -KH01220	997	892	389	368	318	600	418	599
ALT -KH01420	997	892	389	368	318	600	427	674
ALT -KH01421	997	892	389	368	318	640	427	682
ALT -KH01640	1042	937	389	368	318	640	449	754
ALT -KH01641	1042	937	389	368	318	640	449	754
ALT -KH02100	1137	1032	485	424	374	640	496	888
ALT -KH02101	1137	1032	485	424	374	640	496	888

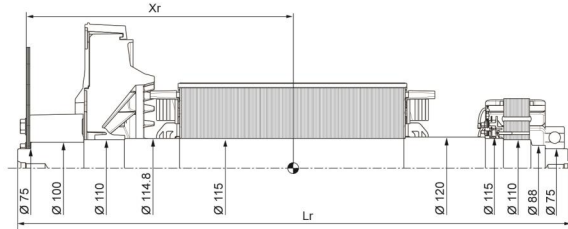
DATASHEET ALTERNATOR

Alternator ref. KH02101T
 Alternator type KH02101TN4N



-TORSIONAL ANALYSIS DATA-

Rotation part drawing for torsional vibration calculation (Single bearing)



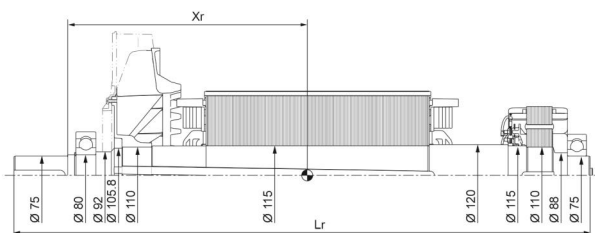
Centre of gravity: Xr (mm), Rotor length: Lr (mm), Weight: M (kg), Moment of inertia: J (kgm2); (4J = MD2)								
Centre de gravité : Xr (mm), Longueur du rotor Lr (mm), Masse : M (kg), Moment d'inertie : J (kgm2) ; (4J = MD2)								
Type	Flex plate - Disque S.A.E. 11 1/2				Flex plate - Disque S.A.E. 14			
	Xr	Lr	M	J	Xr	Lr	M	J
ALT - KH01100	386	928	245	2.45	372	928	245	2.61
ALT - KH01220	394	928	257	2.69	380	928	257	2.85
ALT - KH01420	405	928	277	2.98	391	928	277	3.14
ALT - KH01421	405	928	278	3.05	391	928	278	3.21
ALT - KH01640	433	973	308	3.35	419	973	308	3.51
ALT - KH01641	433	973	308	3.35	419	973	308	3.51
ALT - KH02100	481	1068	363	4.08	467	1068	363	4.24
ALT - KH02101	481	1068	363	4.08	467	1068	363	4.24

DATASHEET ALTERNATOR

Alternator ref. KH02101T
 Alternator type KH02101TN4N



Rotation part drawing for torsional vibration calculation (Two bearings)



Centre of gravity: Xr (mm), Rotor length: Lr (mm), Weight: M (kg), Moment of inertia: J (kgm ²): (4J = MD ²)				
Centre de gravité : Xr (mm), Longueur du rotor Lr (mm), Masse : M (kg), Moment d'inertie : J (kgm ²): (4J = MD ²)				
Type	Xr	Lr	M	J
ALT -KH01100	415	990	218	2.28
ALT -KH01220	421	990	230	2.52
ALT -KH01420	430	990	250	2.81
ALT -KH01421	430	990	251	2.88
ALT -KH01640	456	1035	281	3.18
ALT -KH01641	456	1035	281	3.18
ALT -KH02100	503	1130	337	3.91
ALT -KH02101	503	1130	337	3.91